



District Report Card: 2017


State: Gujarat	District: Navsari
Class: 8	Subject: Language
Schools: 51	Students: 1283


Participation/Coverage


Students

GENDER 	Boys		Girls	
	Number	%	Number	%
	598	46.61	685	53.39

AREA 	Rural		Urban	
	Number	%	Number	%
	1019	79.42	264	20.58

CATEGORY 	SC		ST		OBC		GEN	
	Number	%	Number	%	Number	%	Number	%
	19	1.48	838	65.32	297	23.15	129	10.05

CWSN 	LD	VI	HI	S&LD	ID	Oth
	1	5	0	1	2	13

Management 	Government		Government-aided	
	Number	%	Number	%
	1253	97.66	30	2.34

Average Performance of Students in Language (%)

Overall	Gender		Area		Management		Social Group			
	Male	Female	Rural	Urban	Govt.	Aided	SC	ST	OBC	GEN
66.76	63.89	69.26	68.35	60.58	66.69	69.56	57.19	67.06	69.61	59.59

Performance on Learning Outcomes (LOs)

Learning Outcomes	Description	Average Performance(%)
L813	Read textual/non-textual materials with comprehension and identifies the details, characters, main idea and sequence of ideas and events while reading	66.76

Range of Performance of Students who Answered Correctly							
Below 30%		30% - 50%		50% - 75%		Above 75%	
Number	%	Number	%	Number	%	Number	%
101	7.87	176	13.72	529	41.23	477	37.18

Lowest Performing Learning Outcomes (LOs)

1 - Read textual/non-textual materials with comprehension and identifies the details, characters, main idea and sequence of ideas and events while reading (66.76)